

# Local Market Updates

A free research tool from the Peoria Area Association of REALTORS®  
 Brought to you by the unique data-sharing traditions of the REALTOR® community



## Washington

Tazewell County, IL

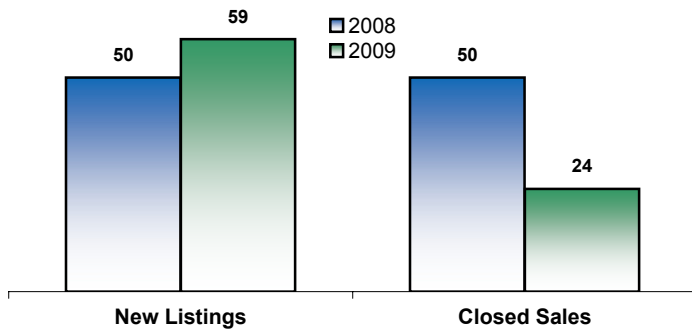
## September

## Year to Date

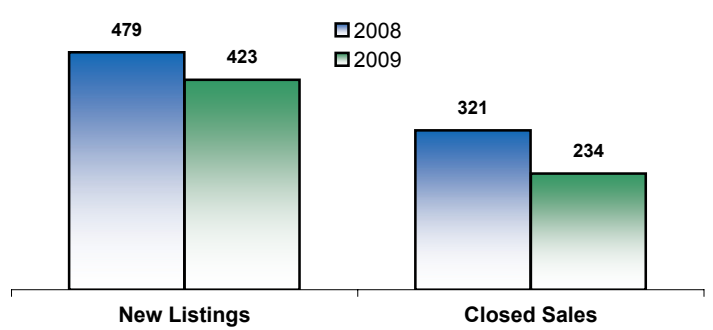
	2008	2009	Change	2008	2009	Change
<b>New Listings</b>	50	59	+ 18.0%	479	423	- 11.7%
<b>Closed Sales</b>	50	24	- 52.0%	321	234	- 27.1%
<b>Median Sales Price</b>	\$158,125	\$145,000	- 8.3%	\$156,400	\$150,000	- 4.1%
<b>Average Sales Price</b>	\$182,966	\$163,380	- 10.7%	\$180,779	\$181,209	+ 0.2%
<b>Percent of Original List Price Received at Sale*</b>	97.2%	93.4%	- 3.9%	96.0%	94.7%	- 1.3%
<b>Average Days on Market Until Sale</b>	76	68	- 10.4%	79	88	+ 10.3%
<b>Single-Family Detached Inventory*</b>	133	157	+ 18.0%	--	--	--
<b>Townhouse-Condo Inventory</b>	27	26	- 3.7%	--	--	--

\*Does not account for list prices from any previous listing contracts or seller concessions

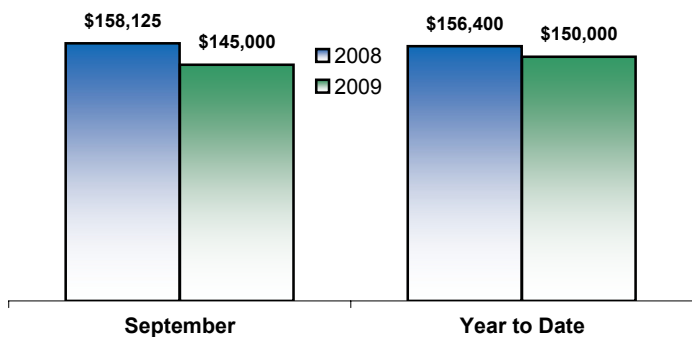
### Activity—Most Recent Month



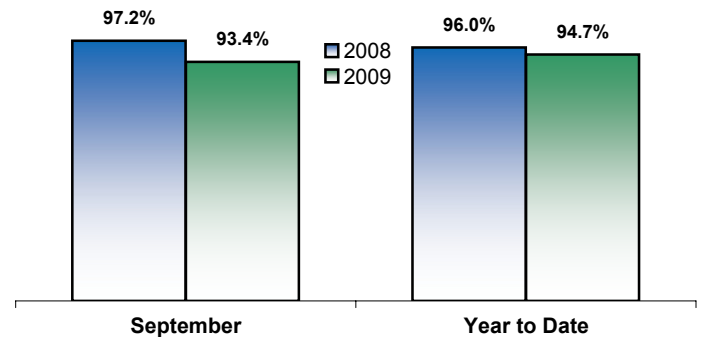
### Activity—Year to Date



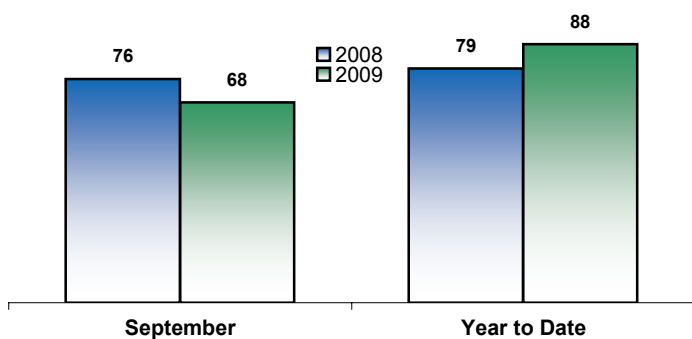
### Median Sales Price



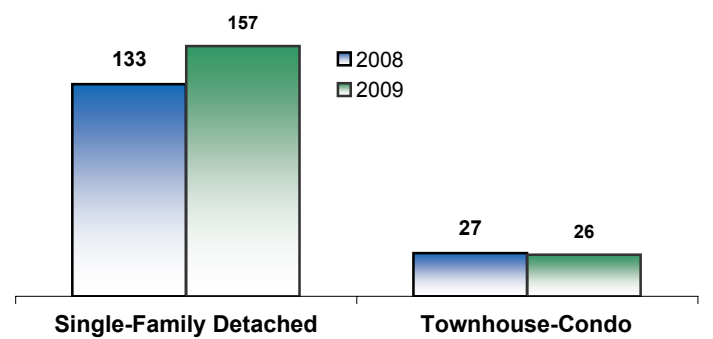
### Ratio of Sales Price to Original List Price



### Average Days on Market Until Sale



### Current Inventory



Some of the figures referenced in this report are for only one month worth of activity. As such, they can sometimes look extreme due to the small sample size involved.