

Local Market Updates

A free research tool from the Peoria Area Association of REALTORS®
 Brought to you by the unique data-sharing traditions of the REALTOR® community



Morton

Tazewell County, IL

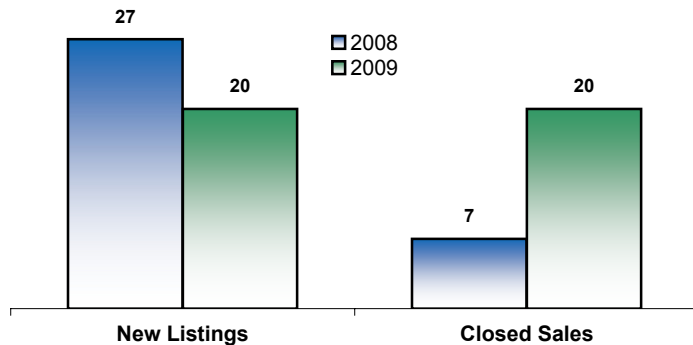
October

Year to Date

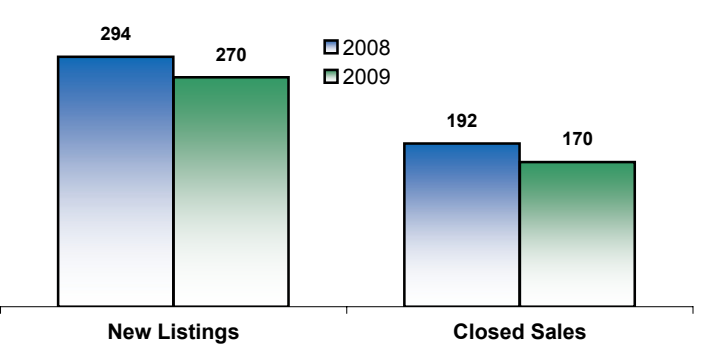
	2008	2009	Change	2008	2009	Change
New Listings	27	20	- 25.9%	294	270	- 8.2%
Closed Sales	7	20	+ 185.7%	192	170	- 11.5%
Median Sales Price	\$162,500	\$168,700	+ 3.8%	\$165,000	\$165,000	- 0.0%
Average Sales Price	\$168,073	\$200,875	+ 19.5%	\$189,747	\$187,717	- 1.1%
Percent of Original List Price Received at Sale*	96.5%	94.0%	- 2.6%	94.0%	93.9%	- 0.1%
Average Days on Market Until Sale	17	118	+ 589.5%	71	79	+ 12.3%
Single-Family Detached Inventory*	66	79	+ 19.7%	--	--	--
Townhouse-Condo Inventory	19	20	+ 5.3%	--	--	--

*Does not account for list prices from any previous listing contracts or seller concessions

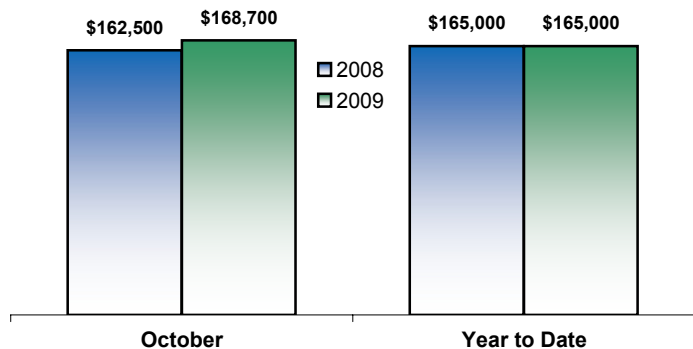
Activity—Most Recent Month



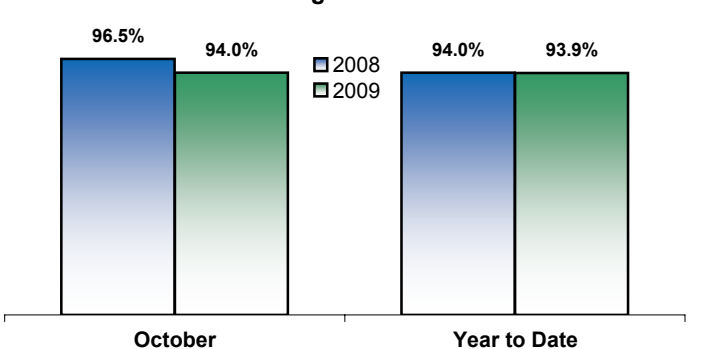
Activity—Year to Date



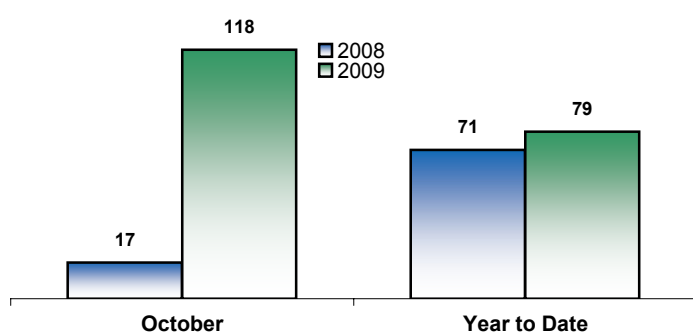
Median Sales Price



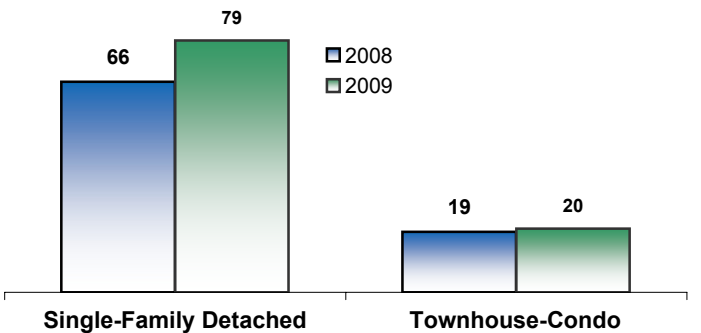
Ratio of Sales Price to Original List Price



Average Days on Market Until Sale



Current Inventory



Some of the figures referenced in this report are for only one month worth of activity. As such, they can sometimes look extreme due to the small sample size involved.