

Local Market Updates

A free research tool from the Peoria Area Association of REALTORS®
 Brought to you by the unique data-sharing traditions of the REALTOR® community



Peoria Heights

October

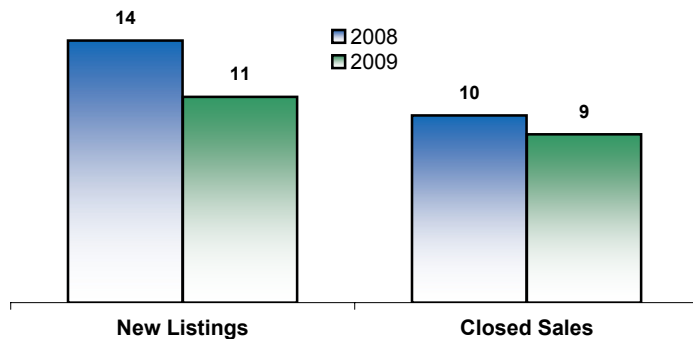
Year to Date

Peoria County, IL

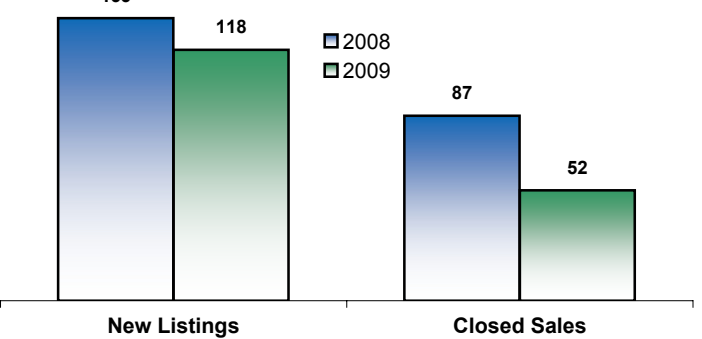
	2008	2009	Change	2008	2009	Change
New Listings	14	11	- 21.4%	133	118	- 11.3%
Closed Sales	10	9	- 10.0%	87	52	- 40.2%
Median Sales Price	\$79,750	\$80,000	+ 0.3%	\$74,450	\$65,500	- 12.0%
Average Sales Price	\$84,770	\$80,211	- 5.4%	\$101,692	\$95,187	- 6.4%
Percent of Original List Price Received at Sale*	94.9%	91.1%	- 4.0%	92.3%	90.8%	- 1.6%
Average Days on Market Until Sale	21	53	+ 155.7%	56	49	- 13.1%
Single-Family Detached Inventory**	29	41	+ 41.4%	--	--	--
Townhouse-Condo Inventory	0	1	NA	--	--	--

*Does not account for list prices from any previous listing contracts or seller concessions

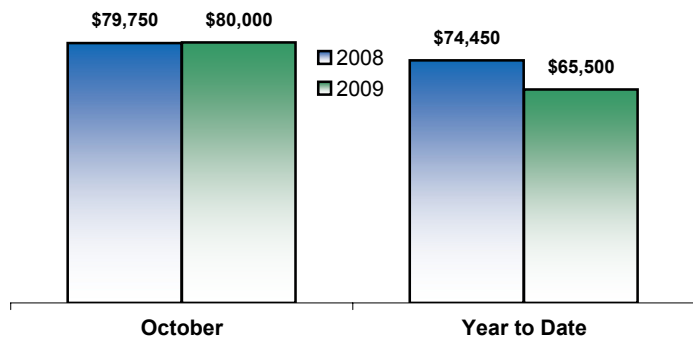
Activity—Most Recent Month



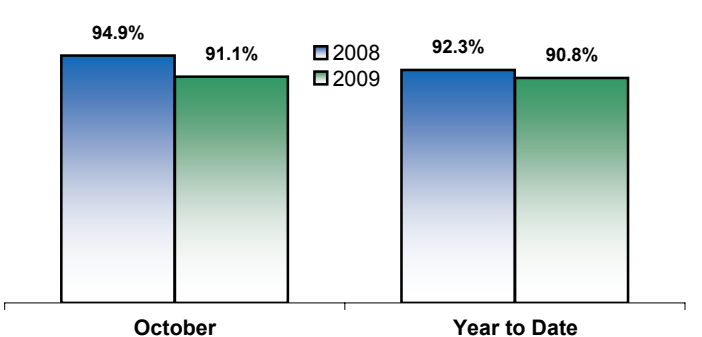
Activity—Year to Date



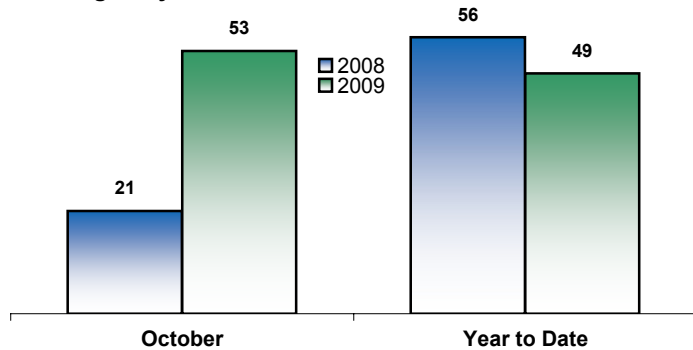
Median Sales Price



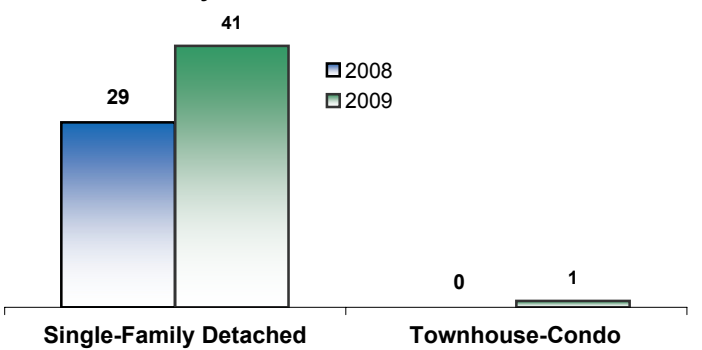
Ratio of Sales Price to Original List Price



Average Days on Market Until Sale



Current Inventory



Some of the figures referenced in this report are for only one month worth of activity. As such, they can sometimes look extreme due to the small sample size involved.

All data from the PAAR Multiple Listing Service. Reports are created and maintained by the Minneapolis Area Association of REALTORS®.