

Local Market Updates

A free research tool from the Peoria Area Association of REALTORS®
 Brought to you by the unique data-sharing traditions of the REALTOR® community



Pekin

Tazewell County, IL

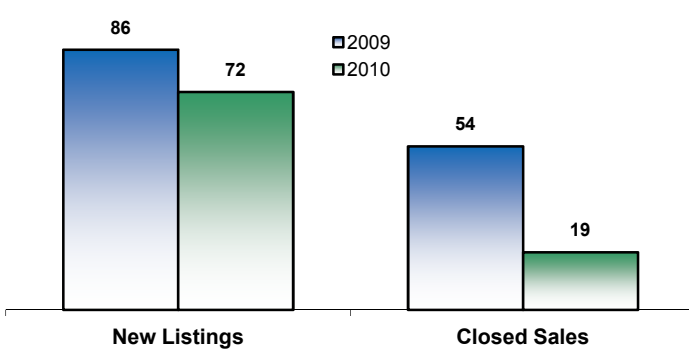
July

Year to Date

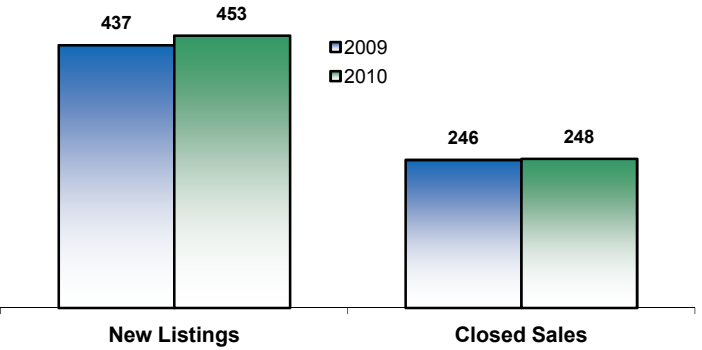
	2009	2010	Change	2009	2010	Change
New Listings	86	72	- 16.3%	437	453	+ 3.7%
Closed Sales	54	19	- 64.8%	246	248	+ 0.8%
Median Sales Price	\$106,500	\$85,000	- 20.2%	\$92,900	\$89,900	- 3.2%
Average Sales Price	\$117,106	\$110,484	- 5.7%	\$104,593	\$114,031	+ 9.0%
Percent of Original List Price Received at Sale*	94.3%	87.9%	- 6.8%	92.5%	91.0%	- 1.6%
Average Days on Market Until Sale	80	118	+ 48.4%	82	104	+ 26.6%
Single-Family Detached Inventory*	239	248	+ 3.8%	--	--	--
Townhouse-Condo Inventory	17	12	- 29.4%	--	--	--

*Does not account for list prices from any previous listing contracts or seller concessions

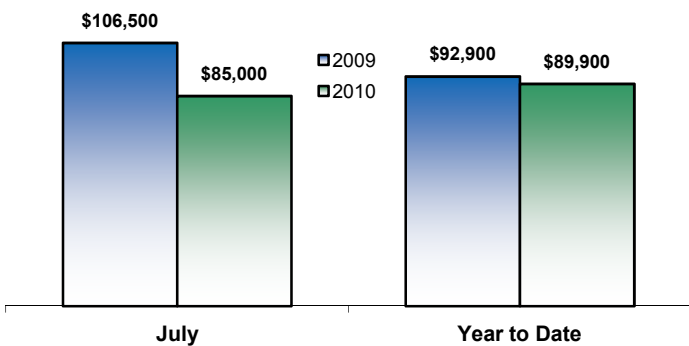
Activity—Most Recent Month



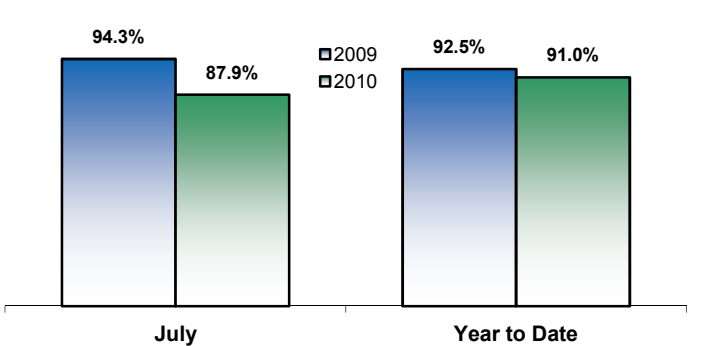
Activity—Year to Date



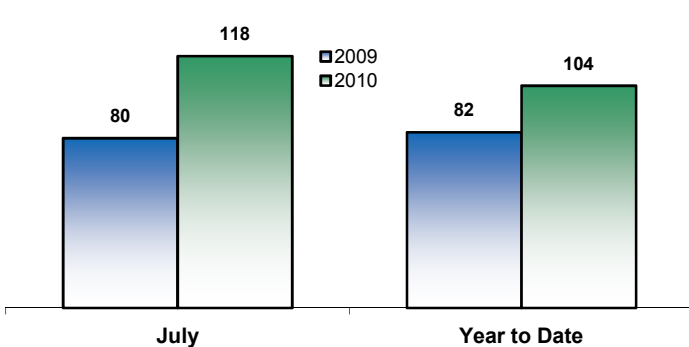
Median Sales Price



Ratio of Sales Price to Original List Price



Average Days on Market Until Sale



Current Inventory

